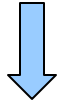


NoodleTools Tip Sheet – Advanced Form B – Reference

If you have Form B (a Reference book)

Select: Nonperiodicals

Select Cite as: and Generate Citation



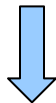
NoodleTools will ask:

- We think you probably mean... But if not, your source may be...

Select:

- ☒ **Reference book**
A book designed to be consulted for specific facts or background rather than to be read all the way through.

Select: Next



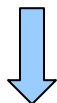
NoodleTools will ask:

- What is the publication medium of this source?



Print: Printed reference book

Select: Printed reference book and Next



NoodleTools will ask:

- Tell us more about this source.
- What type of reference source is this?

Select:

- ☒ Encyclopedia or biographical dictionary

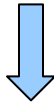
NoodleTools will ask:

- What content are you citing?

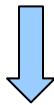
Select:

- ☒ An article or entry

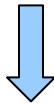
Select: Next



- Complete **ONLY** the Basic Information (if editor, enter in author cell)
- Enter the publication year in the cell at the bottom of Additional Information and above the annotation box. Do not fill in any other information in Additional Information



- Complete the annotation at the bottom and check for errors



- Generate citation

Note: For National History Day Annotated Works Consulted (aka Annotated Bibliography) return to your NoodleTools Works Cited page to select primary and secondary source attributes.

To select attributes:

1. Click on the box to the left of your source.
2. At the bottom of the page, select the drop down Attributes box
3. Select “primary” or “secondary” to describe the source
4. Click on “apply”

Before converting to a Word doc, you will need to select “primary /secondary” at the sort box on the upper right.